


**PRECISION TSUGAMI**

CNC Precision Automatic Lathe  
**BS12/20-V**



Wide selection of Swiss-turn lathes  
to best suit your application



# *Multi-Function SWISS-TURN, Suitable for Wide Range of High Precision and Complex Parts Machining*

CNC Precision Automatic Lathe

## **BS12/20-V**

Shortened cycle time

Enlarged machining range


Increased tool capacity

Higher accuracy

Highly rigid structure

Abundant variations

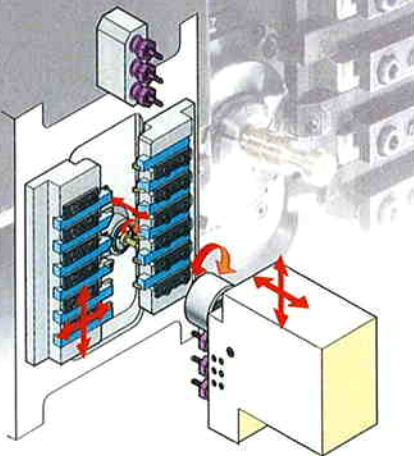




A Wide Selection of Machine Types and Specifications to Meet Your Application Requirement.

## BS12/20A-V

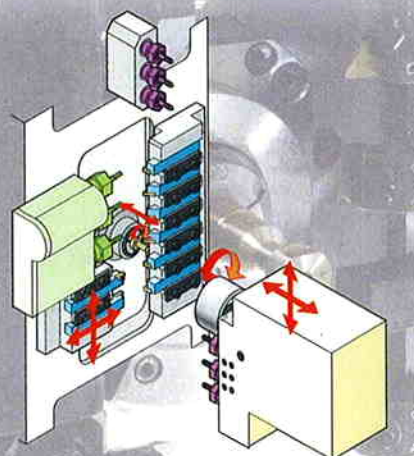
Turning type



Front & back simultaneous machining	○
Back spindle	○
Cross rotary tool	-
Front rotary tool	OP.
Back rotary tool	-
C-axis	OP.
Cross rigid tap	-
Number of tools	
OD tool storage capacity	12
Cross-rotary	
Front	Fixed 3
	Rotary OP. (MAX 2)
Back	Fixed 3
	Rotary -
Total tool storage capacity	18

## BS12/20B-V

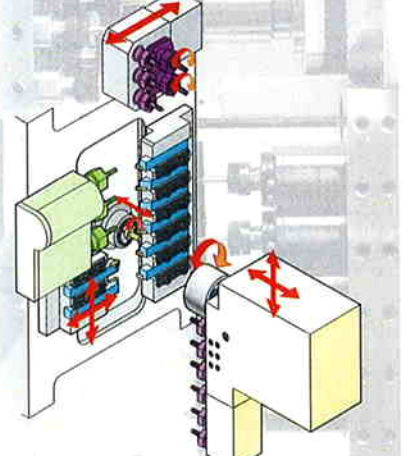
Multi-function type



Front & back simultaneous machining	○
Back spindle	○
Cross rotary tool	○
Front rotary tool	OP.
Back rotary tool	-
C-axis	OP.
Cross rigid tap	OP.
Number of tools	
OD tool storage capacity	8
Cross-rotary	
Front	Fixed 3
	Rotary OP. (MAX 2)
Back	Fixed 3
	Rotary -
Total tool storage capacity	17

## BS12/20C-V

Multi-function deluxe type



Front & back simultaneous machining	○
Back spindle	○
Cross rotary tool	○
Front rotary tool	OP.
Back rotary tool	○
C-axis	OP.
Cross rigid tap	OP.
Number of tools	
OD tool storage capacity	8
Cross-rotary	
Front	Fixed 6
	Rotary OP. (MAX 3)
Back	Fixed 3
	Rotary 2
Total tool storage capacity	22